



INSTITUT
CARDIOVASCULAIRE
PARIS
SUD

How to optimize PCI outcomes in daily practice?

Bernard Chevalier, MD, FESC, FACC, FSCAI

ICPS Massy

France




- In the last five years , I received research grants or speaker fees or I am/was consultant for: Abbott Vascular, Asahi, Astra Zeneca, AVI, Boston Scientific, Biotronik, Colibri, Cook, Cordis, Daichi-Sankyo, Eli-Lilly, Iroko, Medtronic, Terumo. I am currently minor shareholder & general director of CERC

Revascularise the right lesions

FFR / OFDI

Think « Heart Team » & « patient »

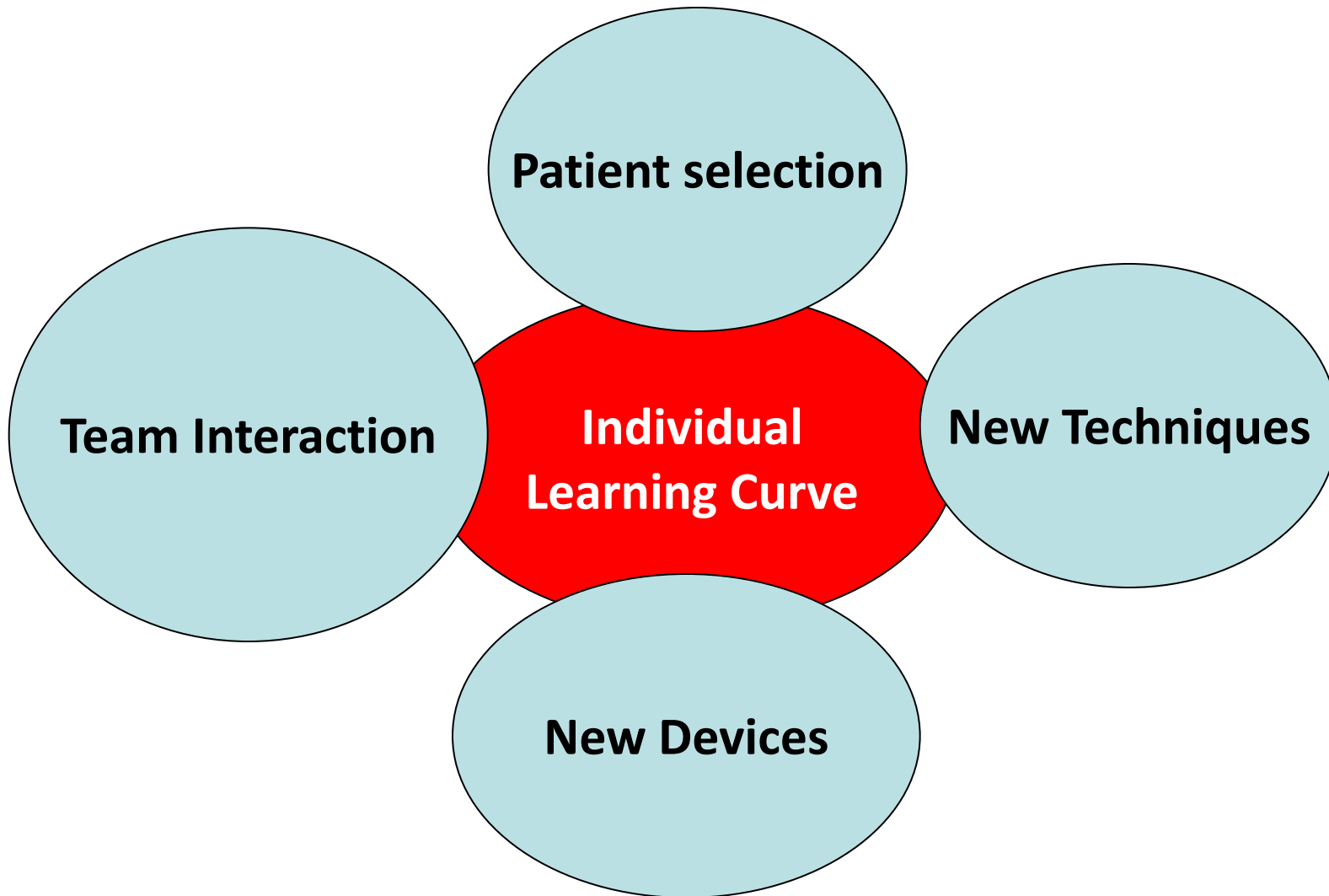
Guidelines vs Local results



Match lesion complexity with skills & stents

LM/bifurcation / CTO

Complex PCI and the Learning Curve

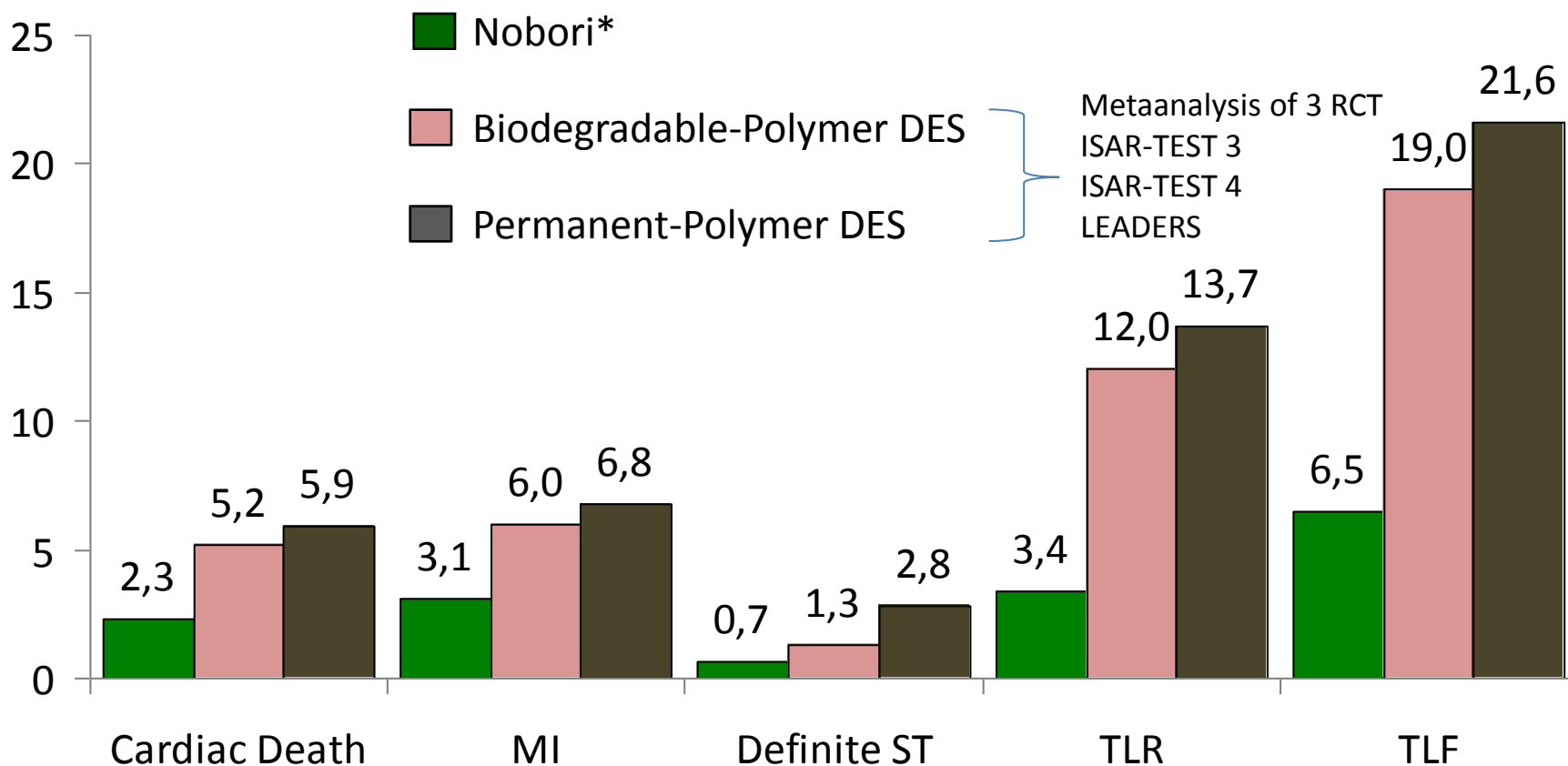


Safe procedure

Stent choice / radial approach / CIN prevention /
DAPT customisation

3- Year Outcomes

All-Commer NOBORI 2 vs. Randomized Trials



Stefanini at al., Eur Heart J 2012

* Nobori data at 3-year (no angio FU), others at 4-year



Coronary imaging

Heart Team

Local PCI results

CTO complexity

Radial approach

FFR

Syntax score

Provisional stenting

Personals skills

Dedicated hardware

Local CABG results

Modern DES

Contrast media load

Glycemic control

Pre-defined strategy